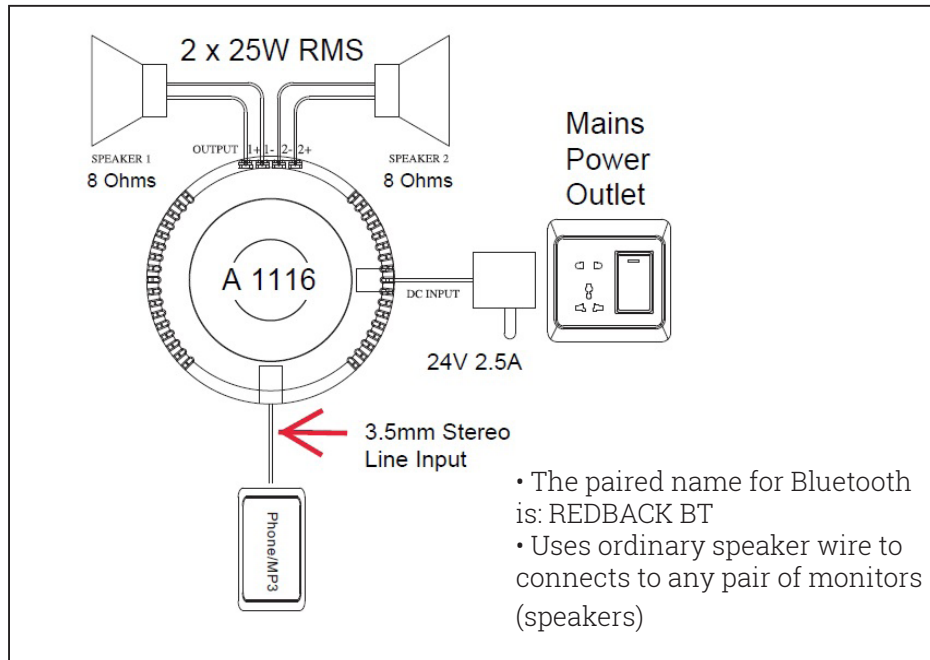


Specifications

Power	2 x 25W @ 8 Ohms
Frequency Response	20Hz ~ 20KHz
Distortion	< 10 %
S/N Ratio	>85 dB
Operating Temperature	-20°C <TA < 55°C
Max Gain	> 25dB
IC Efficiency	> 80%
BT Output	> 500 mV
BT Distance	> = 20m
Recommended PSU	24V d.c. 2.5A
Audio Input	BT VERS 4.1+EDR, 3.5mm Stereo LINE IN

Connection Diagram



Distributed by Altronic Distributors Pty. Ltd.
 Phone: 1300 780 999 Fax: 1300 790 999
 altronics.com.au

A 1116

REDBACK

INSTRUCTION MANUAL

Bluetooth Amplifier with Line Input



Amplifier RMS: 25W x 2
 Bluetooth V4.1+EDR
 Distance 20M

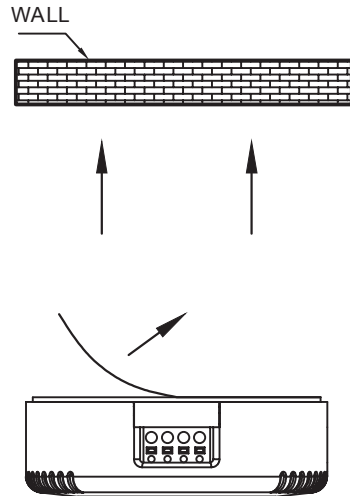
Instructions

1. When powering up, the indicator blue light will light.
2. When pairing with unit, search for REDBACK BT in your bluetooth enabled device.
3. When the unit is successfully paired with your bluetooth device, there will be an audible confirmation upon a successful connection.
4. When the unit is not paired via bluetooth, the line input will be available to any connected source.
5. If bluetooth is paired and you pause or stop playing the music from your bluetooth device, the unit will automatically switch to play the music from your LINE input source.

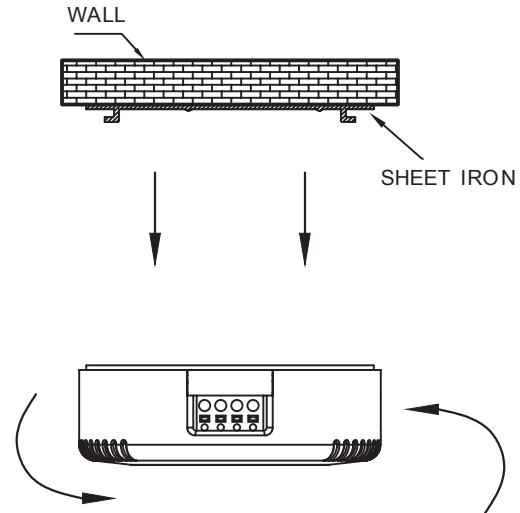
INSTALLATION INSTRUCTIONS

Install on the wall

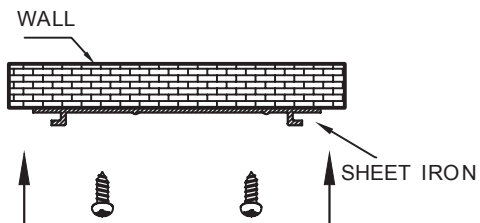
STEP 1: Remove paper and adhere to wall



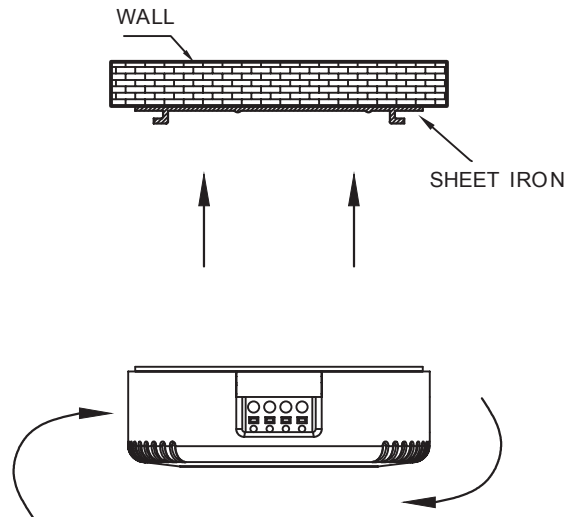
STEP 2: Rotate counterclockwise



STEP 3: Install screws

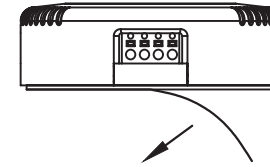


STEP 4: Rotate clockwise



Install on the speaker

STEP 1: Remove paper



STEP 2: Adhere to the speaker

