

PRODUCT SERVICE

1) Damage requiring service:

The unit should be serviced by qualified service personnel if:

- The DC power supply cord or AC adaptor has been damaged;
- Objects or liquids have gotten into the unit;
- The unit has been exposed to rain;
- The unit does not operate normally or exhibits a marked change in performance;
- The unit has been dropped or the cabinet damaged.

2) **Servicing Personnel:** Do not attempt to service the unit beyond that described in these operating instructions. Refer all other servicing to authorized servicing personnel.

3) **Replacement parts:** When parts need replacing ensure the servicer uses parts specified by the manufacturer or parts that have the same characteristics as the original parts. Unauthorized substitutes may result in fire, electric shock, or other hazards.

4) **Safety check:** After repairs or service, ask the servicer to perform safety checks to confirm that the unit is in proper working condition.

WARRANTY

If your product does not work properly because of a defect in materials or workmanship, our Company (referred to as "the warrantor") will, for the length of the period indicated as below, **(Parts(2)Years, Labor(90) Days)** which starts with the date of original purchase ("Limited Warranty period"), at its option either(a) repair your product with new or refurbished parts, or (b) replace it with a new of a refurbished product. The decision to repair or replace will be made by the warrantor. During the "Labor" Limited Warranty period there will be no charge for labor. During the "Parts" warranty period, there will be no charge for parts. You must mail-in your product during the warranty period. This Limited Warranty is extended only to the original purchaser and only covers product purchased as new. A purchase receipt or other proof of original purchase date is required for Limited Warranty service.

MAIL-IN SERVICE

When shipping the unit carefully pack and send it prepaid, adequately insured and preferably in the original carton. Include a letter detailing the complaint and provide a day time phone and/or email address where you can be reached.

LIMITED WARRANTY LIMITS AND EXCLUSIONS

1) This Limited Warranty ONLY COVERS failures due to defects in materials or workmanship, and DOES NOT COVER normal wear and tear or cosmetic damage. The Limited Warranty ALSO DOES NOT COVER damages which occurred in shipment,

or failures which are caused by products not supplied by warrantor, or failures which result from accidents, misuse, abuse, neglect, mishandling, misapplication, alteration, faulty installation, set-up adjustments, misadjustment of consumer controls, improper maintenance, power line surge, lightning damage, modification, or service by anyone other than a Factory Service center or other Authorized Servicer, or damage that is attributable to acts of God.

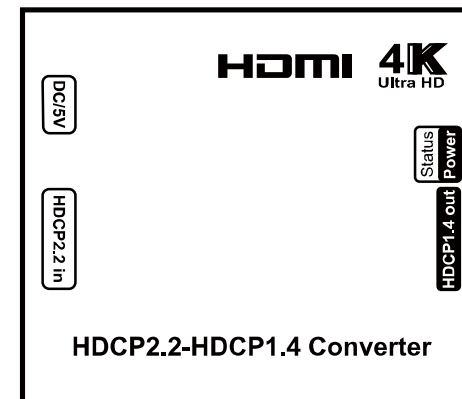
2) THERE ARE NO EXPRESS WARRANTIES EXCEPT AS LISTED UNDER "LIMITED WARRANTY COVERAGE". THE WARRANTOR IS NOT LIABLE FOR INCIDENTAL OR CONSEQUENTIAL DAMAGES RESULTING FROM THE USE OF THIS PRODUCT, OR ARISING OUT OF ANY BREACH OF THIS WARRANTY. (As examples, this excludes damages for lost time, cost of having someone remove or re-install an installed unit if applicable, travel to and from the service, loss of or damage to media or images, data or other recorded content. The items listed are not exclusive, but are for illustration only.)

3) PARTS AND SERVICE, WHICH ARE NOT COVERED BY THIS LIMITED WARRANTY, ARE YOUR RESPONSIBILITY.

HDCP2.2 to HDCP1.4 Converter

Model: Pro2 HDCP2214

Operating Instructions



Dear Customer

Thank you for purchasing this product. For optimum performance and safety, please read these instructions carefully before connecting, operating or adjusting this product. Please keep this manual for future reference.

INTRODUCTION

This is a Newest converter to convert HDCP2.2 to HDCP1.4, You can connect the converter with HDCP1.4 devices to make sure the HDCP2.2 source can be displayed on the HDCP1.4 displays.

FEATURES

- | HDMI IN, HDMI OUT, compliant HDMI 1.4B.
- | Converter HDCP 2.2 to HDCP1.4.
- | Support 4Kx2K@60HZ, YUV 4:2:0.
- | Support audio format Dolby, DTS, LPCM.
- | Support 3D, CEC.
- | Support 5V 1A.

TABLE OF CONTENTS

- Specifications
- Package Contents
- Panel Descriptions
- Connecting and Operating
- Maintenance
- Product Service
- Warranty

SPECIFICATIONS

Operating Temperature Range	-5 to +35 (+23 to +95)
Operating Humidity Range	5 to 90%RH (No Condensation)
HDMI input	HDCP2.2
HDMI output	HDCP1.4
Video Format Supported	DTV/HDTV:480i/576i/480P/576P/720P/1080i/1080P/4Kx2K 3D video support
Maximum video Format	4Kx2K@60Hz, YUV 4:2:0
HDMI input	1xHDMI (Standard Type A connector)
HDMI output	1xHDMI (Standard Type A connector)
Support Video Color Format	xv-YCC/deep color 36bit
Support Audio Format	DTS-HD Master Audio, Dolby true-HD, LPCM
Power consumption	1.5 watts(Maximum)
Dimension (LxWxH)	70.2*60.2*21.1mm
Net Weight	120g(pcs)

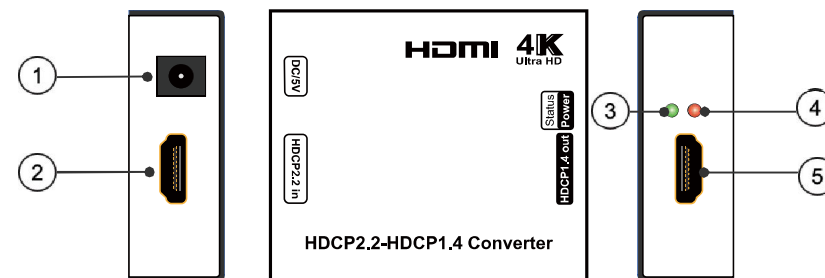
NOTICE

Our company reserve the right to make changes in the hardware, packaging and any accompanying documentation without prior written notice.

PACKING CONTENTS

- 1) Main Unit: HDCP Converter
- 2) DC 5V 1A x1PCS
- 3) Operating Instructions

PANEL DESCRIPTIONS



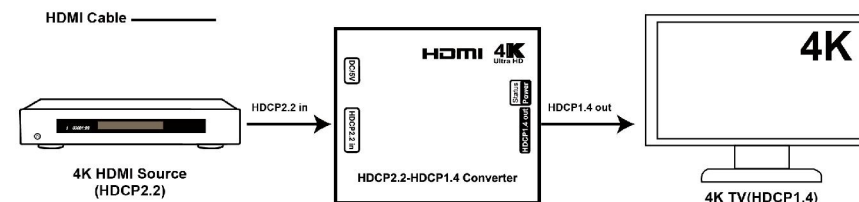
1. Power input
2. HDCP2.2 input
3. Signal status indicator
4. Power status indicator
5. HDCP 1.4 out

CONNECTING AND OPERATING

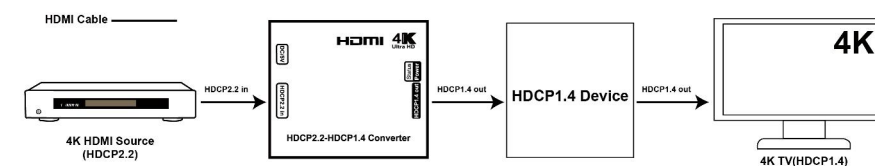
- 1) Connect 4K HDMI source with HDCP converter.
- 2) Connect HDCP converter to other HDCP1.4 devices.
- 3) Connect power adapter into HDCP converter.

Connection Diagram

Application 1



Application 2



MAINTENANCE

Clean this unit with a soft, dry cloth. Never use alcohol, paint thinner or benzene to clean this unit.