




UPSONIC POWER - AUTONOMY CHART FOR UPS MODELS - If unsure, please call 1800 634 307 or email sales@upsonic.com.au

Load in Watts

Model	100 watts	150 watts	200 watts	250 watts	300 watts	350 watts	400 watts	450 watts	500 watts	600 watts	700 watts	800 watts	900 watts	1000 watts	1100 watts	1200 watts	1300 watts	1400 watts	1500 watts	1600 watts	1700 watts	1800 watts	1900 watts	2000 watts	2100 watts	2200 watts							
Orion 750	18	12	8	5	4	3	2	1			RUNTIME IN MINUTES																						
DS600	15	9	5	3	1																												
DS800	20	14	9	6	5	4	3	2																									
DS1000	40	24	19	14	11	9	7	6	5	3																							
DS1400	45	30	24	19	16	14	12	10	9	6	5	4																					
DS2000	45	30	24	19	16	14	12	10	9	6	5	4	3	2																			
ESAT10	61	37	23	17	12	10	7	6	5	3																							
ESAT15	95	61	41	30	22	17	15	12	10	7	5																						
ESAT20	115	70	46	36	30	24	20	17	15	12	10	8	6	5	4	4																	
ESART10	61	37	23	17	12	10	7	6	5	3																							
ESART20	115	70	46	36	30	24	20	17	15	12	10	8	6	5	4	4																	
ESART30	240	150	108	84	60	53	45	38	30	25	20	15	13	11	9	9	8	7	6	5	4	3											
ESALR30	9h	6.5h	5h	4h	3.1h	2.6h	2.2h	116	104	81	65	56	51	41	36	31	28	26	25	23	21	18	17	15	14	13	*						
ESALR50	10h	7h	5.25h	4.2h	3.5h	2.8h	2.5h	124	110	90	74	60	54	45	40	35	31	29	26	25	23	21	18	17	15	14	*						
ESALR75	10h	7h	5.25h	4.2h	3.5h	2.8h	2.5h	124	110	90	74	60	54	45	40	35	31	29	26	25	23	21	18	17	15	14	*						
CSCT 1000	88	52	35	26	20	16	13	11	10	7																		*					
CSCT 2000	297	181	126	95	75	62	52	44	39	30	24	20	17	15	13	11	10	9	8	7								*					
CSCT 3000	297	181	126	95	75	62	52	44	39	30	24	20	17	15	13	11	10	9	8	7	6	5	4	3			*						
CSCRT 1000	75	44	30	22	17	14	11	9	8	6	5	4															*						
CSCRT 2000	151	91	63	47	37	30	25	21	18	14	11	9	7	6	5	4	3										*						
CSCRT 3000	260	158	110	83	65	53	45	38	33	26	21	17	15	12	11	10	8	7	6	5	4	3					*						

** All runtimes are in minutes and are estimates based on battery configuration **

 Non Critical Power Requirement
 Moderately Critical Power Requirement
 Highly Critical Power Requirement

* Extended Runtimes Available Using External Battery Cabinets on ESLR Series