

# Features and Specifications

- External memory expansion for iPad/iPhone/iPod Touch
- Secured file Encryption for private files
- Manage all your Data directly on the iOS-Device  
(create, copy, move, delete, rename, Open in, and many more)
- Playback Videos/Music directly from external memory
- Backup and restore your Contact list
- Document viewer for all major file formats
- Voice Recorder / Text Editor
- Dropbox support



|  |  |
|--|--|
|  | 25.9 x 9.0 x 52.46 mm  |
| Weight                                 | 18 g   |
| Compatibility                          | iOS 6.0 / Windows XP / Windows 7 / Windows 8 / OS X  |
| Capacity                               | 16GB / 32GB / 64GB   |
| System requirement                     | Download free App "i-FlashDrive HD" from AppStore  |
| Transfer rates                         | 10MB/s at USB, 2.5MB/s at iPad 2, 1.5MB/s at iPhone 4<br>(due to limitation by Apple's transfer protocol, the drive cannot perform as its normal speed 10MB/s) |
| Notice : Not capable of Sync or Charge |  |

# How i-FlashDrive is different ?

## What you'll get only on i-FlashDrive



### **Direct File Transfer**

So in the end, when we'd like to transfer files with another person. The plug-unplug i-FlashDrive is still the simplest way.



### **Without network**

At all the file transfer when using i-FlashDrive, network is not required.



### **Free App for file management**

There's a free App for this accessory that created a user interface for file management which most of us are familiar with. It has also built-in Music Play UI, Photo Import from CameraRoll, and voice recording. Those function that comes very handy in daily use.

# Look into the functionality of i-FlashDrive App

## Contact Backup and Restore



### Contact Backup menu

Two simple backup and restore buttons for one-touch backup.

vCard is an open format of address book.



### Backing Up process

In above screenshot, there are 350 contacts being backup.



### Contact Restore menu

In above screenshot, there are 3 records of contact backup. Records are being arranged in date and time. Tap to restore from the records.



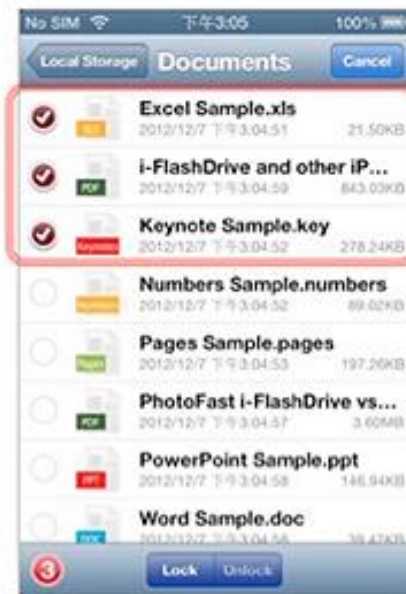
# Look into the functionality of i-FlashDrive App

## File Encryption on individual files



### File Lock button

Tab the icon to enable Lock Mode.



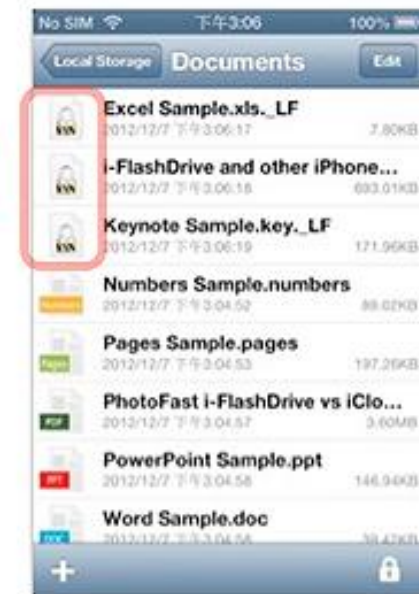
### Select files to lock

In Lock Mode, select those files you wish to lock up



### Add password to

Type your password twice to avoid mistype.

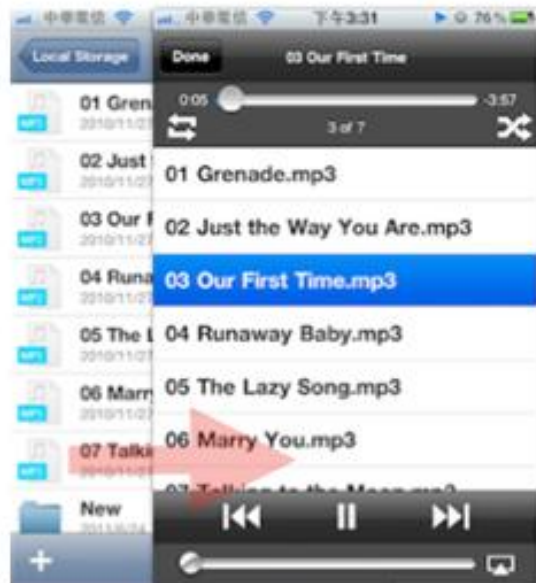


### Locked file type

Locked files have different type of icon to the original.

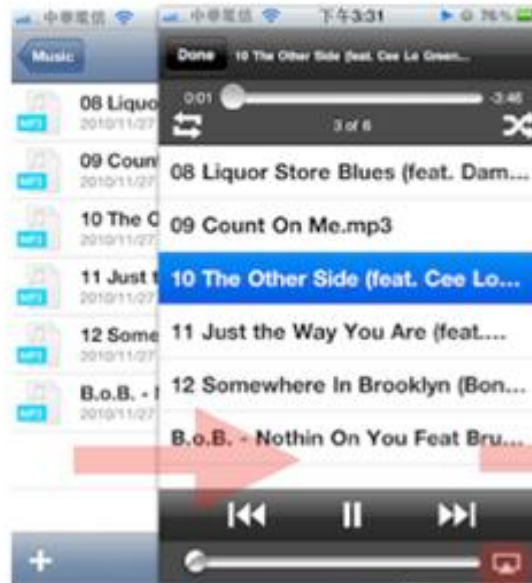
# Look into the functionality of i-FlashDrive App

## Music play interface



### Playlist in folders

By tapping any mp3 in a folder, the App automatically generates a playlist including all songs in the same folder. (not including sub-directory)



### New Playlist

Move/put songs into a new folder, then it's a new playlist. It's just that simple.



### Alternative outputs

when Bluetooth or AirPlay is available in the same environment, the optional button will become available to choose outputs

# Look into the functionality of i-FlashDrive App

## File transfer functions



### Edit mode

Tab on Edit button to enable Edit Mode



### Action bar

Tab on "Copy" button to copy selected files. Or perform other action on other buttons



### Select drive

Tab "External Storage" to save files onto i-FlashDrive



### Select folder

Select the folder to save files by tab "Copy here"



# Look into the functionality of i-FlashDrive App

Play videos on Apple TV directly from i-FlashDrive HD



\* Apple TV only accept videos coded in H.264

# Supported file formats

## Documents



## Photos



## Videos



Audio coded in AC3/E-AC3/MLP is not supported