

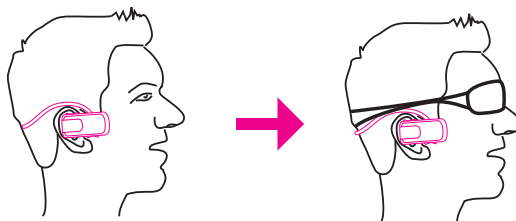
User's Manual

⚠ Warning

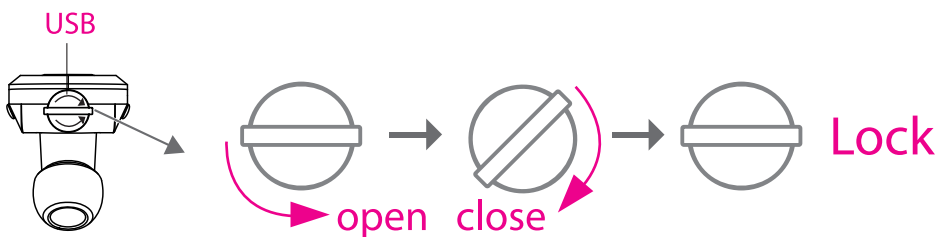
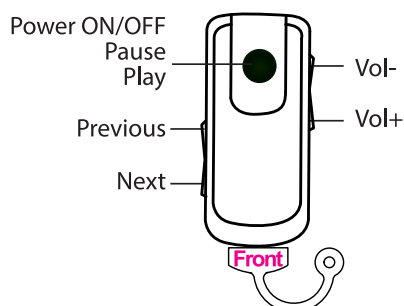
- When swimming ,please do use the swimming waterproof earbuds. Please choose two or three steps earbuds according to your wearing comfort.
- For your safety ,please don't use the player when driving, ridding a bicycle or jogging on the road, and be careful when crossing the street if the volume is high.

■ Hold press power key for 4 seconds to power ON/OFF

- When diving or swimming forward very fast, the player may drop down because of huge force of impact, these problems can be solved if you put your swimming goggles against the connecting rod at the point near year. Stable wearing method:Please put swimming goggles against the connecting rod at the point near ear.

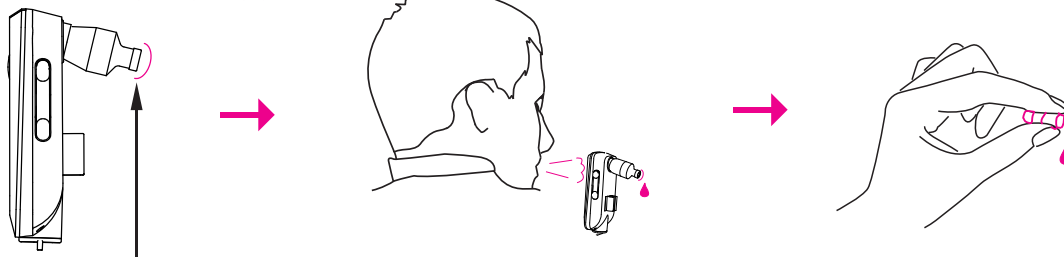


■ Funciones Claves



Special attention:The USB cover has positive and negative directions. When you closed the USB Cover, please make sure that the word "Front" on the cover is up.Please close the USB cover and according to instruction on the manual. Or water drops may seep into the player because of damage of the USB cover.

- The volume may comes down when you swim ,it's because it forms a thin water film on the waterproof net or speaker film. Please take off the waterproof earbuds, blow off the water film from the waterproof net which is at the front end of the speaker tube, meanwhile squeeze the waterproof earbuds so that the water can come out from the earbuds ,you can also put the player in dry place for more than 10 hours air drying, the volume will be normal.



1.It forms a thin water film on the waterproof net.

2.Take off the waterproof earbuds, blow off the water film.

3.Squeeze the earbuds to let the water come out.

■ Basic Functions

- Waterproof Sport MP3, IP Rating:IPX8.
- Support MP3 and WMA formats.
- USB 2.0 high-speed.
- Built-in rechargeable lithium battery 190mAh,operating time 10hours.
- Shuffle function play

First the product would regard the "shuffle function play" as the standard function.If you need the "order play function "press the pause button,and next press the "previous" button,then the indicator light would light always.It means that it come to "order play" function.If you need the shuffle function please press the pause button,then press the "next "button.After that the indicator light flashes slowly, it means that it turns to shuffle function.This panel has the memory function.That is While when you power off it, it would keep the function style as the time you power off the product. Such as when you powed it off, the product played in shuffle function, then next time you powered it on, it would play in shuffle function as well.

■ Precauciones

- Do not use the player in an extreme environment, the player may not work on temperature over 40°C or below -5°C,or in very dry environment.
- Do not impact the player with hard subject, otherwise it would cause surface scratched ,battery falling or other firmware damages.

- Do not disconnect the player when it is formatting ,uploading ,downloading ,otherwise it would cause" program error "or "computer dis-recognition"
- Do not repair ,dismantle or rebuild the player without permission from the manufacturer.
- To turn the volume lower is for avoiding the hearing damages.
- We have not responsible for any personal data losses or other indirect losses caused by improper operation, software ,hardware,product maintenance or other accident.
- User's manual is suggest to change without prior notice.

■ Troubleshooting

Please contact agent if the guide of troubleshooting can not solve the problems.

Troubleshooting	Troubles Solutions
<ul style="list-style-type: none"> •No response after pressing •Stop automatically while playing •System power off automatically when starting 	<ul style="list-style-type: none"> • Please charge
No Voice from the earphone	<ul style="list-style-type: none"> • Make sure the volume is not in "0"level. • Damaged MP3 files may cause some noise and failure in playing music.Please make sure the music file is complete.
Unable to download music	<ul style="list-style-type: none"> • Check if the USB line is broken or not connected well. • Check if the driver is installed appropriately. • Check if there is blank memories inside.
Can not be read by computer	<ul style="list-style-type: none"> • Check if the USB wire is broken or not connected well. • Check if the operation is incorrect. • Check if the driver software is installed well.
Failure to play the compressed MP3	<ul style="list-style-type: none"> • Damaged MP3 files may cause some noise and failure in playing music. Please make sure the file is completed.

■ Description on Function Keys

Key	Press	Playback Mode	Pause Mode
Power ON/OFF Pause Play	Hold press for 4 seconds	Power ON/OFF	
	Press	Pause	Resume playback
Select F.FWD F.REV	Press	Next and playing	Next
	Hold press	Fast forward	Next
	Press	Previous and playing	Previous
	Hold press	Fast backward	Previous
Volume+	Press	Volume increase	Volume increase
	Hold press	Fast volume increase	Fast volume increase
Volume-	Press	Volume decrease	Volume decrease
	Hold press	Fast volume decrease	Fast volume decrease

Notes: MP3 player keys are multi-functional. The pressing modes contain Hold Press and Press. Different operation modes stand for different functions.

■ Accessories

MP3 player comes with followings:

- 1.MP3 player
- 2.USB cable
- 3.Manual



4.With two series of earbuds

Swimming use waterproof earbuds



Land use earbuds:



■ Specifications

IP Rating	IPX8
Dimensions	124mm× 33mm×150mm
Weight	22g
USB Interface	USB 2.0(High speed)
Battery	Lithium battery 190mAh
Memory	4GB
Music format	MP3,WMA
File format	FAT16,FAT32
MP3 bite rate	8Kbps~320Kbps
WMA bite rate	32Kbps~192Kbps
Earphone output power	5mW+5mW
Frequency response	20Hz-20Khz
S/N	> 70dB
Distortion	< 0.1%
Operating environment	-5°C~40°C(41F~104F)